

Format of holding of specified securities

1. Name of Listed Entity: ENTERPRISE INTERNATIONAL LTD (CIN:L27104WB1989PLC047832)
2. Scrip Code 526574 Name of Scrip -, - Class of Security Equity
3. Share Holding Pattern Filed under : Reg. 31(1)(a)/Reg. 31(1)(b)/Reg. 31(1)(c)
 - a. If under 31 (1)(b) then indicate the report for Quarter ending: 30/06/2022
 - b. If under 31(1)(c) then indicate date of allotment/extinguishment

4. **Declaration** : The Listed entity is required to submit the following declaration to the extent of submission of information:-

	Particulars	Yes*	No*
1	Whether the Listed Entity has issued any partly paid up shares?		No
2	Whether the Listed Entity has issued any Convertible Securities or Warrants?		No
3	Whether the Listed Entity has any shares against which depository receipts are issued?		No
4	Whether the Listed Entity has any shares in Locked-in?		No
5	Whether any shares held by promoters are pledge or otherwise encumbered?		No

* If the Listed Entity selects the option 'No' for the questions above, the column for the partly paid up shares, Outstanding Convertible Securities/Warrants, depository receipts, locked-in shares, No of shares pledged or otherwise encumbered by promoters, as applicable, shall not be displayed at the time of dissemination on the Stock Exchange website. Also wherever there is 'No' declared by Listed Entity in above table the values will be considered as 'Zero' by default on submission of the format of holding of specified securities.

5. The tabular format for disclosure of holding of specified securities is as follows:-



Table I - Summary Statement holding of specified securities as on 30/06/2022

Category (I)	Category of shareholder (II)	Nos. of shareholders (III)	No. of fully paid up equity shares held (IV)	No. of Partly paid-up equity shares held (V)	No. of shares underlying Depository Receipts (VI)	Total nos. shares held (VII)=(IV)+(V)+(VI)	Shareholding as a % of total no. of shares (calculated as per SCRR, 1957) (VIII) As a % of (A+B+C2)	Number of Voting Rights held in each class of securities (IX)			No of shares Underlying outstanding convertible securities (including Warrants) (X)	Shareholding as a % assuming full conversion of convertible securities (as a percentage of diluted share capital) (XI)=(VII)+(X) As a % of (A+B+C2)	Number of Locked in shares (XII)		Number of shares pledged or otherwise encumbered (XIII)		Number of equity shares held in dematerialized form (XIV)	
								No of Voting Rights					Total as a % of (A+B+C)	No. (a)	As a % of total shares held (b)	No. (a)		As a % of total shares held (b)
								Class eg:x	Class eg:y	Total								
(A)	Promoter & Promoter group	5	1000209	0	0	1000209	33.5123	1000209	0	1000209	33.5123	0	0	0.0000	0	0.0000	1000209	
(B)	Public	6004	1984391	0	0	1984391	66.4877	1984391	0	1984391	66.4877	0	0	0.0000	NA	NA	1595685	
(C)	Non Promoter - Non Public														NA	NA		
(C1)	Shares underlying DRs						NA								NA	NA		
(C2)	Shares held by Employee Trusts														NA	NA		
	Total	6009	2984600	0	0	2984600	100.0000	2984600	0	2984600	100.0000	0	0	0.0000			2595894	




Table II - Statement Showing shareholding pattern of the Promoter and Promoter Group as on 30/06/2022

(1)	Category & Name of the Shareholders (I)	Entity type i.e. promoter OR promoter group entity (except promoter)	PAN	Nos. of shareholders (III)	No. of fully paid up equity shares held (IV)	Partly paid-up equity shares held (V)	Nos. of shares underlying Depository Receipts (VI)	Total nos shares held (VII)=(IV)+(V)+(VI)	Shareholding % calculated as per SCRR, 1957) As a % of (A+B+C2) (VIII)	Number of Voting Rights held in each class of securities (IX)			No of shares Underlying outstanding convertible securities (as a percentage of diluted share capital) (X)	Shareholding as a % assuming full conversion of convertible securities (as a percentage of diluted share capital) (XI)=(VII)+(X) As a % of A+B+C2)	Number of Locked in shares (XII)		Number of shares pledged or otherwise encumbered (XIII)		Number of equity shares held in dematerialized form (XIV)	
										Class x	Class y	Total			No. (a)	As a % of total shares held (b)	No. (a)	As a % of total shares held (b)		
																				No of Voting Rights
(1)	Indian																			
(a)	Individuals/Hindu undivided Family			5	1000209	0	0	1000209	33.5123	1000209	0	1000209	33.5123	0	33.5123	0	0.0000	0	0.0000	1000209
	Brijlata Sarda	Promoter	AKUPS6139G	1	605185	0	0	605185	20.2769	605185	0	605185	20.2769	0	20.2769	0	0.0000	0	0.0000	605185
	Gopal Das Sarda	Promoter	AMWPS152M	1	179512	0	0	179512	6.0146	179512	0	179512	6.0146	0	6.0146	0	0.0000	0	0.0000	179512
	Rishu Sarda	Promoter	BJGPS1587N	1	165500	0	0	165500	5.5451	165500	0	165500	5.5451	0	5.5451	0	0.0000	0	0.0000	165500
	Aditya Sarda	Promoter	AKOPS6602E	1	30512	0	0	30512	1.0223	30512	0	30512	1.0223	0	1.0223	0	0.0000	0	0.0000	30512
	Gopal Das Sarda	Promoter	AAEHS5733A	1	19500	0	0	19500	0.6534	19500	0	19500	0.6534	0	0.6534	0	0.0000	0	0.0000	19500
(b)	Central Government/State Government(s)												0	0.0000	0	0.0000	0	0.0000	0	
(c)	Financial Institutions/Banks												0	0.0000	0	0.0000	0	0.0000	0	
(d)	Any Other (specify)												0	0.0000	0	0.0000	0	0.0000	0	
	Sub Total			5	1000209	0	0	1000209	33.5123	1000209	0	1000209	33.5123	0	33.5123	0	0.0000	0	0.0000	1000209
(2)	Foreign																			
(a)	Individuals (Non-Resident Individuals/Foreign Individuals)												0	0.0000	0	0.0000	0	0.0000	0	
(b)	Government												0	0.0000	0	0.0000	0	0.0000	0	
(c)	Institutions												0	0.0000	0	0.0000	0	0.0000	0	
(d)	Foreign Portfolio Investor												0	0.0000	0	0.0000	0	0.0000	0	
(e)	Any Other (specify)												0	0.0000	0	0.0000	0	0.0000	0	
	Sub Total			0	0	0	0	0	0.0000	0	0	0	0.0000	0	0.0000	0	0.0000	0	0.0000	0
	Total Shareholding of Promoter and Promoter Group (A)=(A1)+(A2)			5	1000209	0	0	1000209	33.5123	1000209	0	1000209	33.5123	0	33.5123	0	0.0000	0	0.0000	1000209



Table III - Statement Showing shareholding pattern of the Public shareholder as on 30/06/2022


(1)	Category & Name of the Shareholders (I)	PAN (II)	Nos. of shareholders (III)	No. of fully paid up equity shares held (IV)	Partly paid up equity shares held (V)	Nos. of shares underlying Depository Receipts (VI)	Total nos. shares held (VII)=(IV)+(V)+(VI)	Shareholding % calculated as per SCRR, 1957) As a % of (A+B+C2) (VIII)	Number of Voting Rights held in each class of securities (X)			No of shares Underlying Outstanding convertible securities (including Warrants) (as a percentage of diluted share capital) (X)	Shareholding as a % assuming full conversion of convertible securities (as a percentage of diluted share capital) (XI)=(VII)+(X) As a % of A+B+C2)	Number of Locked in shares (XII)		Number of shares pledged or otherwise encumbered (XIII)		Number of equity shares held in dematerialized form (XIV)	
									No of Voting Rights					Total as a % of Total Voting rights	No. (Not applicable) (a)	As a % of total shares held (b)	As a % of total shares held (Not applicable) (b)		
									Class x	Class y	Total								
(a)	Mutual Funds / UTI																		
(b)	Venture Capital Funds																		
(c)	Alternate Investment Funds																		
(d)	Foreign Venture Capital Investors																		
(e)	Foreign Portfolio Investors																		
(f)	Financial Institutions / Banks																		
(g)	Insurance Companies																		
(h)	Provident Funds / Pension Funds																		
(i)	Any Other (specify)																		
	Sub Total		0	0	0	0	0	0.0000	0	0	0	0.0000	0	0.0000	0	0.0000	NA		0
(2)	Central Government / State Government(s) / President of India																		
(3)	Non-Institutions																		
(a)	Individuals-																		
	i. Individual shareholders holding nominal share capital upto Rs.2 lakhs		5946	966735	0	0	966735	32.3908	966735	0	966735	32.3908	0	32.3908	0	0.0000	NA		582829
	ii. Individual shareholders holding nominal share capital in excess of Rs.2 lakhs		7	382964	0	0	382964	12.8313	382964	0	382964	12.8313	0	12.8313	0	0.0000	NA		382964
	SUSHMA MIMANI	ADUPM9987H	1	80000	0	0	80000	2.6804	80000	0	80000	2.6804	0	2.6804	0	0.0000	NA		80000
	MEGHA PRADUMAN SARDA	AKSPM0980H	1	59500	0	0	59500	1.9936	59500	0	59500	1.9936	0	1.9936	0	0.0000	NA		59500
	DIVYA ANANT TAPARIA	APDPS6235H	1	59500	0	0	59500	1.9936	59500	0	59500	1.9936	0	1.9936	0	0.0000	NA		59500
	PRADUMAN SARDA	BABPS5634N	1	59500	0	0	59500	1.9936	59500	0	59500	1.9936	0	1.9936	0	0.0000	NA		59500
	ANANT TAPARIA	ABXPT0780E	1	55000	0	0	55000	1.8428	55000	0	55000	1.8428	0	1.8428	0	0.0000	NA		55000
	BASANT KUMAR MIMANI	AEUPM0588D	1	38900	0	0	38900	1.3034	38900	0	38900	1.3034	0	1.3034	0	0.0000	NA		38900
	SHYAMA SARDA	AAPPS4826F	1	30564	0	0	30564	1.0241	30564	0	30564	1.0241	0	1.0241	0	0.0000	NA		30564
(b)	NBFCs registered with RBI																		
(c)	Employee Trusts																		
(d)	Overseas Depositories (holding DRs) (balancing figure)																		



ENTERPRISE INTERNATIONAL LTD

Table III - Statement Showing shareholding pattern of the Public shareholder as on 30/06/2022


Category & Name of the Shareholders (I)	PAN (II)	Nos. of shareholders (III)	No. of fully paid up equity shares held (IV)	Partly paid-up equity shares held (V)	Nos. of shares underlying Depository Receipts (VI)	Total nos. shares held (VII)=(IV)+(V)+(VI)	Shareholding % calculated as per SCRR, 1957) As a % of (A+B+C2) (VIII)	Number of Voting Rights held in each class of securities (IX)			No of shares Underlying Outstanding convertible securities (including Warrants) (as a percentage of diluted share capital) (X)	Shareholding as a % assuming full conversion of convertible securities (as a percentage of diluted share capital) (XI)=(VII)+(X) As a % of A+B+C2)	Number of Locked in shares (XII)		Number of shares pledged or otherwise encumbered (XIII)		Number of equity shares held in dematerialized form (XIV)	
								No of Voting Rights					Total as a % of Total Voting rights	No. (a)	As a % of total shares held (b)	No. (Not applicable) (a)		As a % of total shares held (Not applicable) (b)
								Class x	Class y	Total								
(e) Any Other (specify)																		
Bodies Corporate		18	475722	0	0	475722	15.9392	475722	0	475722	15.9392	0	0.0000	NA				470922
Chemsilk Commerce Private Limited	AABCC1193N	1	294000	0	0	294000	9.8506	294000	0	294000	9.8506	0	0.0000	NA				294000
Sunchan Finance Limited	AAICS3764L	1	172900	0	0	172900	5.7931	172900	0	172900	5.7931	0	0.0000	NA				172900
Resident Individual (HUF)		24	153589	0	0	153589	5.1460	153589	0	153589	5.1460	0	0.0000	NA				153589
RAGHAV GOENKA HUF	AAGHR5014P	1	145000	0	0	145000	4.8583	145000	0	145000	4.8583	0	0.0000	NA				145000
Clearing Member		1	707	0	0	707	0.0237	707	0	707	0.0237	0	0.0000	NA				707
Non Resident Individual		8	4674	0	0	4674	0.1566	4674	0	4674	0.1566	0	0.0000	NA				4674
Sub Total		6004	1984391	0	0	1984391	66.4877	1984391	0	1984391	66.4877	0	0.0000	NA				1595685
Total Public Shareholding (B)=(B)(1)+(B)(2)+(B)(3)		6004	1984391	0	0	1984391	66.4877	1984391	0	1984391	66.4877	0	0.0000	NA				1595685



ENTERPRISE INTERNATIONAL LTD

Table Iv - Statement Showing shareholding pattern of the Non Promoter - Non Public shareholder as on 30/06/2022


Category & Name of the Shareholders (I)	PAN (II)	No of shareholders (III)	No. of fully paid up equity shares held (IV)	Partly paid-up equity shares held (V)	Nos. of shares underlying Depository Receipts (VI)	Total nos. shares held (VII)=(IV)+(V)+(VI)	Shareholding % calculate d as per SCRR, 1957) As a % of (A+B+C2) (VIII)	Number of Voting Rights held in each class of securities (IX)			Total as a % of Total Voting rights	No of shares Underlying outstanding convertible securities (including Warrants) (X)	Total Shareholding as a % assuming full conversion of convertible securities (as a percentage of diluted share capital) (XI)=(VII)+(X) As a % of A+B+C2)	Number of Locked in shares (XII)		Number of shares pledged or otherwise encumbered (XIII)		Number of equity shares held in dematerialized form (XIV)
								No of Voting Rights						No. (Not applicable) (a)	As a % of total shares held (b)	No. (Not applicable) (a)	As a % of total shares held (b)	
								Class x	Class y	Total								
(1) Custodian / DR Holder																		
(2) Employee Benefit Trust (under SEBI (Share based Employee Benefit) Regulations, 2014)																		
Total Non Promoter - Non Public Shareholding (C)=(C)(1)+(C)(2)		0	0	0	0	0	0.0000	0	0	0	0.0000	0	0.0000	0	0.0000	NA	NA	0



ENTERPRISE INTERNATIONAL LTD											
Annexure											
Table V - Statement showing details of significant beneficial owners as on 30/06/2022											
Details of the (SBO) (I)				Details of the registered owner (II)			Details of holding / exercise of right of the SBO in the reporting company, whether direct or indirect: Whether by virtue of: (III)				Date of creation / acquisition of significant beneficial interest (IV)
Sr No	Name	PAN / Passport No. in case of a foreign national	Nationality	Name	PAN / Passport No. in case of a foreign national	Nationality	Shares (%)	Voting rights (%)	Rights on distributable dividend or any other distribution (%)	Exercise of control	Exercise of significant influence



ENTERPRISE INTERNATIONAL LTD				
Distribution Schedule as on 30/06/2022				
Share Holding	No of Holders	% age	No of Shares	% age
Upto 50	1074	17.8732	13524	0.4531
51 to 100	3977	66.1841	395268	13.2436
101 to 150	53	0.8820	6699	0.2245
151 to 250	377	6.2739	75566	2.5319
251 to 500	293	4.8760	112757	3.7780
501 to 5000	210	3.4948	287400	9.6294
Above 5000	25	0.4160	2093386	70.1396
Grand Total	6009	100.0000	2984600	100.0000
Distribution Schedule as on 30/06/2022				
Share Holding	No of Holders	% age	No of Shares	% age
Upto 500	5774	96.0892	603814	20.2310
501 to 1000	127	2.1135	98847	3.3119
1001 to 2000	49	0.8154	68603	2.2986
2001 to 3000	13	0.2163	34090	1.1422
3001 to 4000	12	0.1997	43678	1.4634
4001 to 5000	9	0.1498	42182	1.4133
5001 to 10000	7	0.1165	53676	1.7984
Above 10000	18	0.2996	2039710	68.3412
Grand Total	6009	100.0000	2984600	100.0000
Distribution Schedule as on 30/06/2022				
Notional Value of (Rs.)	No of Holders	% age	Amount (Rs.)	% age
Upto 5000	5774	96.0892	6038140	20.2310
5001 to 10000	127	2.1135	988470	3.3119
10001 to 20000	49	0.8154	686030	2.2986
20001 to 30000	13	0.2163	340900	1.1422
30001 to 40000	12	0.1997	436780	1.4634
40001 to 50000	9	0.1498	421820	1.4133
50001 to 100000	7	0.1165	536760	1.7984
Above 100000	18	0.2996	20397100	68.3412
Grand Total	6009	100.0000	29846000	100.0000



ENTERPRISE INTERNATIONAL LTD						
Shareholding Summary as on 30/06/2022						
Form	As per Folio/Client Id				As per PAN	
	No of Records	% to Total Records	No of Shares	% to Total Shares	No of Records	No of Shares
PHYSICAL	3193	52.6463	388706	13.0237	3186	388706
NSDL	1081	17.8236	2159700	72.3615	1064	2159700
CDSL	1791	29.5301	436194	14.6148	1776	436194
TOTAL	6065	100.0000	2984600	100.0000	6026	2984600

